

bs-0109R-Gold

• Rabbit Anti-Leptin receptor(long) Polyclonal Antibody, Gold conjugated

Conjugated Primary Antibodies

Background:

Leptin receptor (OB-R) is a type I cytokine receptor family protein with significant amino acid sequence identity with gp130, G-CSF receptor, and LIF receptor. An OB-R transcript encodes a soluble form of the receptor. The transcript was reported to be expressed predominantly in regions of the hypothalamus previously thought to be important in body weight regulation. OB-R binds leptin with high affinity and is a potent leptin antagonist. Human OB-R encodes a 1 165 amino acid residue precursor protein with a 22 amino acid residue signal peptide, an 816 amino acid residue extracellular domain, a 21 amino acid residue transmembrane domain and a 303 amino acid residue cytoplasmic domain.

Purification: Was purified by Protein A and peptide affinity chromatography.

Storage: Prepared as lyophilized powder or liquid and shipped on ice. Store at -20°C for one year.

Reconstitution:

If the antibody is in liquid form, no reconstitution needed.

Reconstitution is only required for the lyophilized antibody. Please refer to the reconstitution instruction card in the package.

Size: 100ul or 100ug lyophilized

Concentration: 1ug/uL

Host: Rabbit

Reactivities:

Human, Mouse, Rat, Dog, Pig, Cow, Sheep,

Application:

- Electron Microscopy
- Not yet tested in other applications.
Optimal working dilutions must be determined by the end user.

Antibody Type: Polyclonal

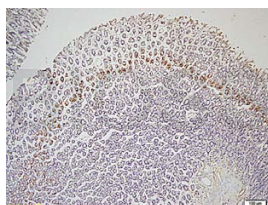
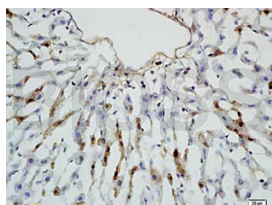
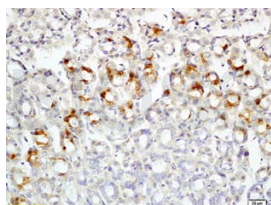
Isotype: IgG

Molecular Weight: 130kDa

Preservatives:

10ug/uL BSA and 0.1% NaN₃.

For research use only. CAUTION: Not for human or animal therapeutic or diagnostic use.



For full size images and description please click [HERE](#).